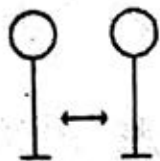
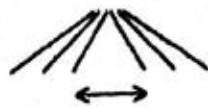


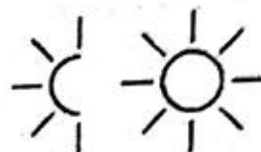
Ciboulette commune



6"



12-18"



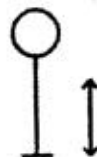
3-5 j/d +



45 j/d



6-21 j/d



24"

PLANTER • SOW

Début du printemps jusqu'à la fin de l'été. Profondeur : 1/2"-1"
Early spring up until late summer. 1/2" - 1" deep.

RÉCOLTER • HARVEST

Lorsque les feuilles ne sont pas trop grande sinon
elles deviennent amer.

When leaves are desired size, larger leaves get bitter.

DATE 02/2021 • GERM % 84

Lot - BLS20